







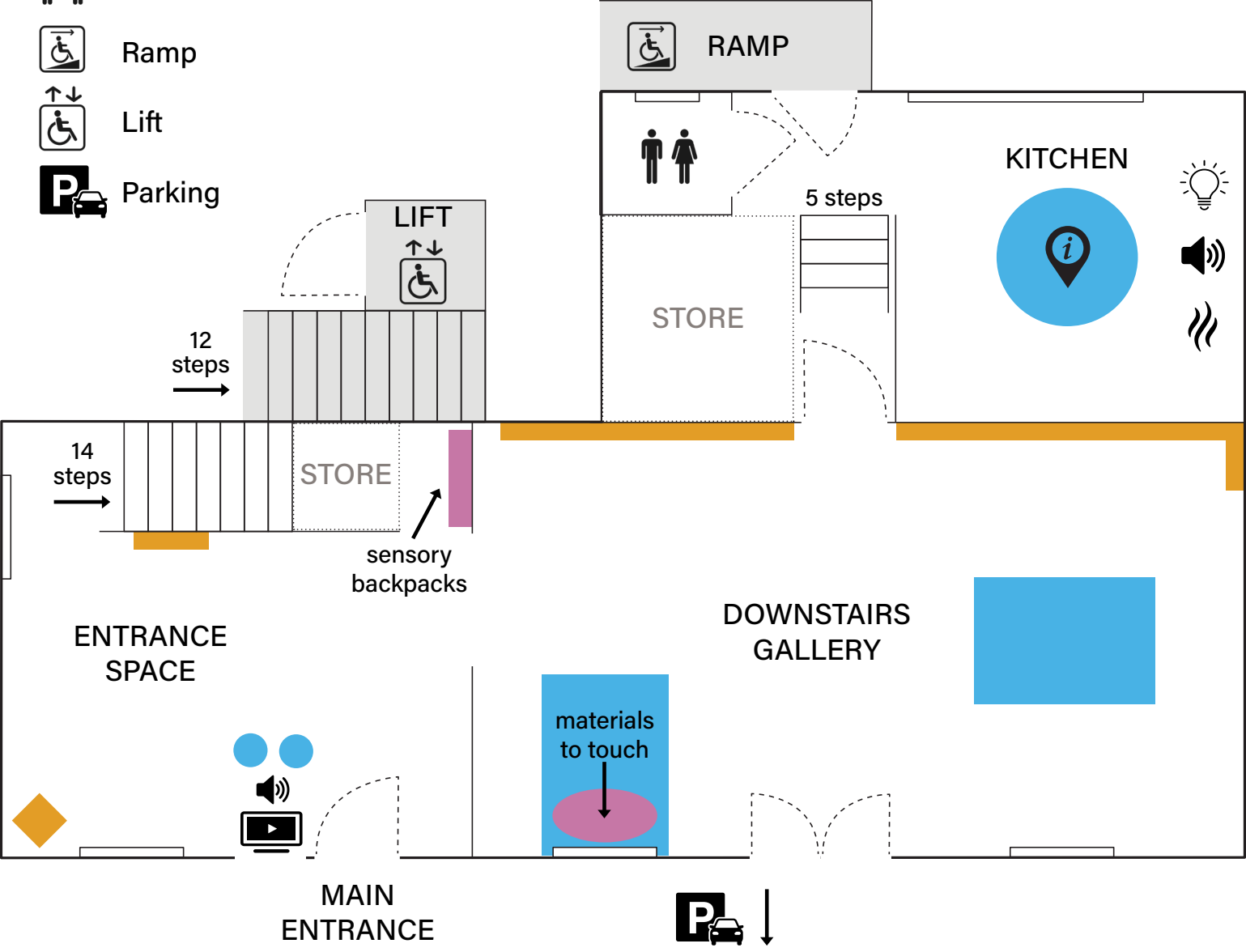









**CAMPLE LINE SENSORY MAP:
ANDERSON BORBA | THE UNEARTHED**

-  Seating
-  Artworks
-  Sensory Materials
-  Bright Light
-  Noisy
-  Quiet
-  Smelly

-  Information
-  Exhibition Film
-  Toilet
-  Ramp
-  Lift
-  Parking



-  Seating
-  Artworks
-  Bright Light
-  Noisy
-  Quiet
-  Smelly

-  Information
-  Lift

Additional Information

- Our Main Entrance has level access
- There are example materials that you can touch in the downstairs space
- Please do not touch the other artworks
- Sensory backpacks and portable stools can be found in our Entrance Space
- Light levels in each space depends on the weather and time of day
- There is no hand dryer in the toilet
- The nearest accessible toilet is at Thornhill Public Toilets (2 miles)
- The nearest Changing Places Toilet is at The Bridge, Dumfries (11 miles)

